



District Report Card: 2017


| | |
|-------------------------|-------------------------------|
| State: Telangana | District: MAHABUBNAGAR |
| Class: 8 | Subject: Science |
| Schools: 51 | Students: 1372 |


Participation/Coverage


Students

| GENDER  | Boys | | Girls | |
|--|--------|-------|--------|-------|
| | Number | % | Number | % |
| | 581 | 42.35 | 791 | 57.65 |

| AREA  | Rural | | Urban | |
|--|--------|-------|--------|-------|
| | Number | % | Number | % |
| | 1063 | 77.48 | 309 | 22.52 |

| CATEGORY  | SC | | ST | | OBC | | GEN | |
|--|--------|-------|--------|------|--------|-------|--------|------|
| | Number | % | Number | % | Number | % | Number | % |
| | 384 | 27.99 | 72 | 5.25 | 836 | 60.93 | 80 | 5.83 |

| CWSN  | LD | VI | HI | S&LD | ID | Oth |
|--|----|----|----|------|----|-----|
| | 6 | 0 | 1 | 2 | 2 | 2 |

| MANAGEMENT  | Government | | Government-aided | |
|--|------------|-------|------------------|------|
| | Number | % | Number | % |
| | 1284 | 93.59 | 88 | 6.41 |

Average Performance of Students in Science (%)

| Overall | Gender | | Area | | Management | | Social Group | | | |
|---------|--------|--------|-------|-------|------------|-------|--------------|-------|-------|-------|
| | Male | Female | Rural | Urban | Govt. | Aided | SC | ST | OBC | GEN |
| 37.60 | 39.19 | 36.43 | 38.97 | 32.90 | 37.62 | 37.27 | 34.72 | 41.11 | 39.14 | 32.17 |

Performance on Learning Outcomes (LOs)

| Learning Outcomes | Description | Average Performance(%) |
|-------------------|---|------------------------|
| SCI703 | Classifies materials and organisms based on properties/characteristics | 34.51 |
| SCI704 | Conducts simple investigation to seek answers to queries | 26.24 |
| SCI705 | Relates processes and phenomenon with causes | 49.07 |
| SCI708 | Measures and calculates e.g., temperature; pulse rate; speed of moving objects; time period of a simple pendulum, etc | 32.58 |
| SCI710 | Plots and interprets graphs | 33.57 |
| SCI711 | Constructs models using materials from surroundings and explains their working | 29.41 |
| SCI801 | Differentiates materials, organism and processes | 31.83 |
| SCI804 | Relates processes and phenomenon with causes | 42.47 |
| SCI805 | Explains processes and phenomenon | 36.37 |
| SCI807 | Measures angles of incidence and reflection, etc. | 30.54 |
| SCI811 | Applies learning of scientific concepts in day-to-day life | 43.60 |
| SCI813 | Makes efforts to protect environment | 61.01 |

| Range of Performance of Students who Answered Correctly | | | | | | | |
|---|-------|-----------|-------|-----------|-------|-----------|------|
| Below 30% | | 30% - 50% | | 50% - 75% | | Above 75% | |
| Number | % | Number | % | Number | % | Number | % |
| 542 | 39.50 | 497 | 36.22 | 286 | 20.85 | 47 | 3.43 |

Lowest Performing Learning Outcomes (LOs)

1. Conducts simple investigation to seek answers to queries (26.24)
2. Constructs models using materials from surroundings and explains their working (29.41)
3. Measures angles of incidence and reflection, etc. (30.54)
4. Differentiates materials, organism and processes (31.83)
5. Measures and calculates e.g., temperature; pulse rate; speed of moving objects; time period of a simple pendulum, etc (32.58)